

# FORM NO. MGT-7

[Pursuant to sub-Section(1) of section 92 of the Companies Act, 2013 and sub-rule (1) of rule 11of the Companies (Management and Administration) Rules, 2014]



## Annual Return (other than OPCs and Small Companies)

Form language ☒ English ☐ Hindi

Refer the instruction kit for filing the form.

### I. REGISTRATION AND OTHER DETAILS

(i) \* Corporate Identification Number (CIN) of the company

L29199GJ1962PLC001171

Pre-fill

Global Location Number (GLN) of the company

\* Permanent Account Number (PAN) of the company

AABCG0563A

(ii) (a) Name of the company

GMM PFAUDLER LIMITED

(b) Registered office address

VITHAL UDYOGNAGAR  
KARAMSAD  
Gujarat  
388325  
India



(c) \*e-mail ID of the company

investorservices@gmmpfaudler.com



(d) \*Telephone number with STD code

02266503900

(e) Website

www.gmmpfaudler.com

(iii) Date of Incorporation

17/11/1962

(iv)	Type of the Company	Category of the Company	Sub-category of the Company
	Public Company	Company limited by shares	Indian Non-Government company

(v) Whether company is having share capital

☒ Yes

☐ No

(vi) \*Whether shares listed on recognized Stock Exchange(s)

☒ Yes

☐ No

(a) Details of stock exchanges where shares are listed

S. No.	Stock Exchange Name	Code
1	BSE LIMITED	1
1	National Stock Exchange of India Ltd	1,024

(b) CIN of the Registrar and Transfer Agent

U67190MH1999PTC118368

Pre-fill

Name of the Registrar and Transfer Agent

LINK INTIME INDIA PRIVATE LIMITED

Registered office address of the Registrar and Transfer Agents

C-101, 1st Floor, 247 Park,  
Lal Bahadur Shastri Marg, Vikhroli (West)

(vii) \*Financial year From date 01/04/2021 (DD/MM/YYYY) To date 31/03/2022 (DD/MM/YYYY)

(viii) \*Whether Annual general meeting (AGM) held ☐ Yes ☒ No

(a) If yes, date of AGM

(b) Due date of AGM

30/09/2022

(c) Whether any extension for AGM granted

☐ Yes ☒ No

(f) Specify the reasons for not holding the same

AGM is scheduled to be held on

## II. PRINCIPAL BUSINESS ACTIVITIES OF THE COMPANY

\*Number of business activities

1



S.No	Main Activity group code	Description of Main Activity group	Business Activity Code	Description of Business Activity	% of turnover of the company
1	C	Manufacturing	C6	Chemical and chemical products, pharmaceuticals, medicinal chemical and	100

## III. PARTICULARS OF HOLDING, SUBSIDIARY AND ASSOCIATE COMPANIES (INCLUDING JOINT VENTURES)

\*No. of Companies for which information is to be given

17

Pre-fill All

S.No	Name of the company	CIN / FCRN	Holding/ Subsidiary/Associate/ Joint Venture	% of shares held
1	Mavag AG		Subsidiary	100
2	GMM International S.a.r.l		Subsidiary	54
3	Pfautler GmbH		Subsidiary	54
4	Pfautler S.r.l		Subsidiary	54
5	Pfautler Limited		Subsidiary	54
6	Pfautler Services Benelux B.V		Subsidiary	54
7	Pfautler Private Limited		Subsidiary	54
8	Pfautler Ltda		Subsidiary	54
9	Pfautler S.A. de C.V.		Subsidiary	54
10	Pfautler (Chang Zhou) Process 		Subsidiary	54
11	GMM Pfautler US Inc		Subsidiary	54
12	Pfautler Normag Systems GmbH 		Subsidiary	54
13	Pfautler Interseal GmbH		Subsidiary	54
14	Pfautler France S.a.r.l		Subsidiary	54
15	Edlon Inc		Subsidiary	54
16	Glasteel Parts and Seives, Inc.		Subsidiary	54
17	GMM Pfautler Foundation		Subsidiary	100

#### IV. SHARE CAPITAL, DEBENTURES AND OTHER SECURITIES OF THE COMPANY

##### (i) \*SHARE CAPITAL

###### (a) Equity share capital

Particulars	Authorised capital	Issued capital	Subscribed capital	Paid up capital
Total number of equity shares	25,000,000	14,617,500	14,617,500	14,617,500
Total amount of equity shares (in Rupees)	50,000,000	29,235,000	29,235,000	29,235,000

Number of classes

1

Class of Shares	Authorised capital	Issued capital	Subscribed capital	Paid up capital
Equity Shares				
Number of equity shares	25,000,000	14,617,500	14,617,500	14,617,500
Nominal value per share (in rupees)	2	2	2	2
Total amount of equity shares (in rupees)	50,000,000	29,235,000	29,235,000	29,235,000

**(b) Preference share capital**

Particulars	Authorised capital	Issued capital	Subscribed capital	Paid-up capital
Total number of preference shares	0	0	0	0
Total amount of preference shares (in rupees)	0	0	0	0

Number of classes

0

Class of shares	Authorised capital	Issued capital	Subscribed capital	Paid up capital
Number of preference shares				
Nominal value per share (in rupees)				
Total amount of preference shares (in rupees)				

**(c) Unclassified share capital**

Particulars	Authorised Capital
Total amount of unclassified shares	0

**(d) Break-up of paid-up share capital**

Class of shares	Number of shares			Total nominal amount	Total Paid-up amount	Total premium
<b>Equity shares</b>	Physical	DEMAT	Total			
<b>At the beginning of the year</b>	222,695	14,394,805	14617500	29,235,000	29,235,000	+
<b>Increase during the year</b>	0	0	0	0	0	0
i. Pubic Issues	0	0	0	0	0	0
ii. Rights issue	0	0	0	0	0	0
iii. Bonus issue	0	0	0	0	0	0
iv. Private Placement/ Preferential allotment	0	0	0	0	0	0

v. ESOPs	0	0	0	0	0	0
vi. Sweat equity shares allotted	0	0	0	0	0	0
vii. Conversion of Preference share	0	0	0	0	0	0
viii. Conversion of Debentures	0	0	0	0	0	0
ix. GDRs/ADRs	0	0	0	0	0	
x. Others, specify Not Applicable				0	0	
<b>Decrease during the year</b>	0	0	0	0	0	0
i. Buy-back of shares	0	0	0	0	0	0
ii. Shares forfeited	0	0	0	0	0	0
iii. Reduction of share capital	0	0	0	0	0	0
iv. Others, specify Not Applicable				0	0	
<b>At the end of the year</b>	222,695	14,394,805	14617500	29,235,000	29,235,000	
<b>Preference shares</b>						
<b>At the beginning of the year</b>	0	0	0	0	0	
<b>Increase during the year</b>	0	0	0	0	0	0
i. Issues of shares	0	0	0	0	0	0
ii. Re-issue of forfeited shares	0	0	0	0	0	0
iii. Others, specify Not Applicable				0	0	
<b>Decrease during the year</b>	0	0	0	0	0	0
i. Redemption of shares	0	0	0	0	0	0
ii. Shares forfeited	0	0	0	0	0	0
iii. Reduction of share capital	0	0	0	0	0	0
iv. Others, specify Not Applicable				0	0	
<b>At the end of the year</b>	0	0	0	0	0	

ISIN of the equity shares of the company

(ii) Details of stock split/consolidation during the year (for each class of shares)

0

Class of shares		(i)	(ii)	(iii)
Before split / Consolidation	Number of shares			
	Face value per share			
After split / Consolidation	Number of shares			
	Face value per share			

(iii) Details of shares/Debentures Transfers since closure date of last financial year (or in the case of the first return at any time since the incorporation of the company) \*

☒ Nil

[Details being provided in a CD/Digital Media]

☐

Yes

☐

No

☐

Not Applicable

Separate sheet attached for details of transfers

☐

Yes

☐

No

Note: In case list of transfer exceeds 10, option for submission as a separate sheet attachment or submission in a CD/Digital Media may be shown.

Date of the previous annual general meeting			
Date of registration of transfer (Date Month Year)			
Type of transfer		1 - Equity, 2- Preference Shares,3 - Debentures, 4 - Stock	
Number of Shares/ Debentures/ Units Transferred		Amount per Share/ Debenture/Unit (in Rs.)	
Ledger Folio of Transferor			
Transferor's Name			
	Surname	middle name	first name
Ledger Folio of Transferee			

Transferee's Name	<input type="text"/>	<input type="text"/>	<input type="text"/>
	Surname	middle name	first name

Date of registration of transfer (Date Month Year)	<input type="text"/>
--	----------------------

Type of transfer	<input type="text"/>	1 - Equity, 2- Preference Shares,3 - Debentures, 4 - Stock
------------------	----------------------	--

Number of Shares/ Debentures/ Units Transferred	<input type="text"/>	Amount per Share/ Debenture/Unit (in Rs.)	<input type="text"/>
---	----------------------	---	----------------------

Ledger Folio of Transferor	<input type="text"/>
----------------------------	----------------------

Transferor's Name	<input type="text"/>	<input type="text"/>	<input type="text"/>
-------------------	----------------------	----------------------	----------------------

	Surname	middle name	first name
--	---------	-------------	------------

Ledger Folio of Transferee	<input type="text"/>
----------------------------	----------------------

Transferee's Name	<input type="text"/>	<input type="text"/>	<input type="text"/>
-------------------	----------------------	----------------------	----------------------

	Surname	middle name	first name
--	---------	-------------	------------

**(iv) \*Debentures (Outstanding as at the end of financial year)**

Particulars	Number of units	Nominal value per unit	Total value
Non-convertible debentures	0	0	0
Partly convertible debentures	0	0	0
Fully convertible debentures	0	0	0
<b>Total</b>			0

**Details of debentures**

Class of debentures	Outstanding as at the beginning of the year	Increase during the year	Decrease during the year	Outstanding as at the end of the year
Non-convertible debentures	0	0	0	0
Partly convertible debentures	0	0	0	0
Fully convertible debentures	0	0	0	0

**(v) Securities (other than shares and debentures)**

0

Type of Securities	Number of Securities	Nominal Value of each Unit	Total Nominal Value	Paid up Value of each Unit	Total Paid up Value
Total					

**V. \*Turnover and net worth of the company (as defined in the Companies Act, 2013)**

**(i) Turnover**

8,148,200,000

**(ii) Net worth of the Company**

4,446,200,000

**VI. (a) \*SHARE HOLDING PATTERN - Promoters**

S. No.	Category	Equity		Preference	
		Number of shares	Percentage	Number of shares	Percentage
1.	Individual/Hindu Undivided Family				
	(i) Indian	1,295,724	8.86	0	
	(ii) Non-resident Indian (NRI)	0	0	0	
	(iii) Foreign national (other than NRI)	0	0	0	
2.	Government				
	(i) Central Government	0	0	0	
	(ii) State Government	0	0	0	
	(iii) Government companies	0	0	0	
3.	Insurance companies	0	0	0	
4.	Banks	0	0	0	
5.	Financial institutions	0	0	0	




6.	Foreign institutional investors	0	0	0	
7.	Mutual funds	0	0	0	
8.	Venture capital	0	0	0	
9.	Body corporate (not mentioned above)	6,483,216	44.35	0	
10.	Others Trust	253,125	1.73	0	
	<b>Total</b>	8,032,065	54.94	0	0

**Total number of shareholders (promoters)**

12

**(b) \*SHARE HOLDING PATTERN - Public/Other than promoters**

S. No.	Category	Equity		Preference	
		Number of shares	Percentage	Number of shares	Percentage
1.	Individual/Hindu Undivided Family				
	(i) Indian	3,441,619	23.54	0	
	(ii) Non-resident Indian (NRI)	187,765	1.28	0	
	(iii) Foreign national (other than NRI)	0	0	0	
2.	Government				
	(i) Central Government	0	0	0	
	(ii) State Government	0	0	0	
	(iii) Government companies	0	0	0	
3.	Insurance companies	103,204	0.71	0	
4.	Banks	225	0	0	
5.	Financial institutions	0	0	0	
6.	Foreign institutional investors	1,775,832	12.15	0	
7.	Mutual funds	495,719	3.39	0	
8.	Venture capital	0	0	0	
9.	Body corporate (not mentioned above)	223,365	1.53	0	
10.	Others Alternate Investment Fund: 	357,706	2.45	0	

	<b>Total</b>	6,585,435	45.05	0	0
--	--------------	-----------	-------	---	---

**Total number of shareholders (other than promoters)**

86,477

**Total number of shareholders (Promoters+Public/  
Other than promoters)**

86,489

**(c) \*Details of Foreign institutional investors' (FIIs) holding shares of the company**

78

Name of the FII	Address	Date of Incorporation	Country of Incorporation	Number of shares held	% of shares held
ALASKA PERMANENT +	DEUTSCHE BANK AG DB HOUSE, H +			744	0.01
BVK PERSONALVORSC +	JPMORGAN CHASE BANK N.A. IND +			1,309	0.01
DURO INDIA OPPORTU +	STANDARD CHARTERED BANK SEC +			20,850	0.14
HANDI HUTA JAYA +	831 MOUNTBATTEN RD, #04-01 TE +			2,480	0.02
ISHARES EMERGING M +	JPMORGAN CHASE BANK N.A. IND +			90	0
VALUE PARTNERS HIG +	HSBC SECURITIES SERVICES 11TH F +			20,997	0.14
AL MEHWAR COMMEF +	HSBC SECURITIES SERVICES 11TH F +			48,100	0.33
DIMENSIONAL EMERG +	CITIBANK N.A. CUSTODY SERVICES +			30	0
EMERGING MARKETS I +	DEUTSCHE BANK AG, DB HOUSE H +			3,051	0.02
EMERGING MARKETS S +	JPMORGAN CHASE BANK N.A. IND +			1,448	0.01
ISHARES INDIA SC MA +	CITIBANK N.A. CUSTODY SERVICES +			10,367	0.07
ISHARES IV PUBLIC LIM +	CITIBANK N.A. CUSTODY SERVICES +			3,344	0.02
MALABAR INDIA FUN +	HSBC SECURITIES SERVICES 11TH F +			114,465	0.78
MERCER QIF FUND PL +	DEUTSCHE BANK AG, DB HOUSE H +			1,868	0.01
NEUBERGER BERMAN +	CITIBANK N.A. CUSTODY SERVICES +			26,757	0.18
SEI GLOBAL MASTER F +	CITIBANK N.A. CUSTODY SERVICES +			8,109	0.05
STATE STREET GLOBAL +	DEUTSCHE BANK AG, DB HOUSE H +			804	0.01
THE SAUDI SECOND IN +	JPMORGAN CHASE BANK, N.A. IND +			3,254	0.02
EMERGING MARKETS S +	JPMORGAN CHASE BANK N.A. IND +			12,478	0.09
ISHARES MSCI EM SM +	CITIBANK N.A. CUSTODY SERVICES +			2,291	0.01

Name of the FII	Address	Date of Incorporation	Country of Incorporation	Number of shares held	% of shares held
NEUBERGER BERMAN +	JPMORGAN CHASE BANK N.A. IND +			6,325	0.04
NORTHERN TRUST CO +	CITIBANK N.A. CUSTODY SERVICES +			6,308	0.04
THE EMERGING MARK +	CITIBANK N.A. CUSTODY SERVICES +			2,654	0.02
THE REGENTS OF THE +	DEUTSCHE BANK AG, DB HOUSE H +			291	0
UPS GROUP TRUST +	DEUTSCHE BANK AG, DB HOUSE H +			4,137	0.03

**VII. \*NUMBER OF PROMOTERS, MEMBERS, DEBENTURE HOLDERS**  
(Details, Promoters, Members (other than promoters), Debenture holders)

Details	At the beginning of the year	At the end of the year
Promoters	12	12
Members (other than promoters)	96,789	86,477
Debenture holders	0	0

**VIII. DETAILS OF DIRECTORS AND KEY MANAGERIAL PERSONNEL**






**(A) \*Composition of Board of Directors**

Category	Number of directors at the beginning of the year		Number of directors at the end of the year		Percentage of shares held by directors as at the end of year	
	Executive	Non-executive	Executive	Non-executive	Executive	Non-executive
<b>A. Promoter</b>	1	4	1	3	1.19	0.05
<b>B. Non-Promoter</b>	0	4	0	4	0	0
(i) Non-Independent	0	0	0	0	0	0
(ii) Independent	0	4	0	4	0	0
<b>C. Nominee Directors representing</b>	0	0	0	0	0	0
(i) Banks & FIs	0	0	0	0	0	0
(ii) Investing institutions	0	0	0	0	0	0
(iii) Government	0	0	0	0	0	0
(iv) Small share holders	0	0	0	0	0	0
(v) Others	0	0	0	0	0	0






Total	1	8	1	7	1.19	0.05
-------	---	---	---	---	------	------

Number of Directors and Key managerial personnel (who is not director) as on the financial year end date 11

**(B) (i) \*Details of directors and Key managerial personnel as on the closure of financial year**

Name	DIN/PAN	Designation	Number of equity share(s) held	Date of cessation (after closure of financial year : If any)
SIVARAM SWAMINATHAN 	00009900	Director	0	
ASHOK JETHABHAI PATEL 	00165858	Director	6,745	
TARAK ASHOK PATEL 	00166183	Managing Director	173,960	
NAKUL TOSHNIWAL	00350112	Director	0	
HARSH GUPTA	02434051	Director	0	
BHAWANA MISHRA	06741655	Director	0	
VIVEK BHATIA	08166667	Director	0	
MALTE URS PETER WILHELM 	09164705	Director	0	
MANISH PODDAR	AAGPP6584J	CFO	0	
MITTAL K MEHTA	AFQPD2447B	Company Secretary	0	
ASEEM KULDIP JOSHI 	ABDPJ4360Q	CEO	0	

**(ii) Particulars of change in director(s) and Key managerial personnel during the year** 7

Name	DIN/PAN	Designation at the beginning / during the financial year	Date of appointment/ change in designation/ cessation	Nature of change (Appointment/ Change in designation/ Cessation)
MALTE URS PETER WILHELM 	09164705	Director appointed	28/05/2021	Appointment
MALTE URS PETER WILHELM 	09164705	Director	13/08/2021	Change in designation
GUNTER BACHMANN	09218679	Director appointed	28/06/2021	Appointment
GUNTER BACHMANN	09218679	Director appointed	21/07/2021	Cessation
ASEEM KULDIP JOSHI 	ABDPJ4360Q	CEO	08/11/2021	Appointment
THOMAS OTTO KEHL 	06935094	Director	28/05/2021	Cessation
ALEXANDER POMPNER 	08778448	Director	28/05/2021	Cessation

## IX. MEETINGS OF MEMBERS/CLASS OF MEMBERS/BOARD/COMMITTEES OF THE BOARD OF DIRECTORS

### A. MEMBERS/CLASS /REQUISITIONED/NCLT/COURT CONVENED MEETINGS

Number of meetings held

1

Type of meeting	Date of meeting	Total Number of Members entitled to attend meeting	Attendance	
			Number of members attended	% of total shareholding
Annual General Meeting	13/08/2021		48	

### B. BOARD MEETINGS

\*Number of meetings held

4

S. No.	Date of meeting	Total Number of directors associated as on the date of meeting	Attendance	
			Number of directors attended	% of attendance
1	28/05/2021	9	9	100
2	12/08/2021	8	8	100
3	28/10/2021	8	8	100
4	03/02/2022	8	8	100

### C. COMMITTEE MEETINGS

Number of meetings held

17

S. No.	Type of meeting	Date of meeting	Total Number of Members as on the date of the meeting	Attendance	
				Number of members attended	% of attendance
1	Audit Committee	28/05/2021	6	6	100
2	Audit Committee	12/08/2021	4	4	100
3	Audit Committee	28/10/2021	4	4	100
4	Audit Committee	03/02/2022	4	4	100
5	Nomination and Remuneration Committee	26/05/2021	5	5	100
6	Nomination and Remuneration Committee	12/08/2021	4	4	100
7	Nomination and Remuneration Committee	26/08/2021	4	4	100
8	Nomination and Remuneration Committee	27/10/2021	4	4	100

S. No.	Type of meeting	Date of meeting	Total Number of Members as on the date of the meeting	Attendance	
				Number of members attended	% of attendance
9	Nomination an	01/02/2022	4	4	100
10	Stakeholders F	26/05/2021	3	3	100

#### D. \*ATTENDANCE OF DIRECTORS

S. No.	Name of the director	Board Meetings			Committee Meetings			Whether attended AGM held on
		Number of Meetings which director was entitled to attend	Number of Meetings attended	% of attendance	Number of Meetings which director was entitled to attend	Number of Meetings attended	% of attendance	
								(Y/N/NA)
1	SIVARAM SW	4	4	100	14	14	100	
2	ASHOK JETH	4	4	100	8	8	100	
3	TARAK ASHO	4	4	100	7	7	100	
4	NAKUL TOSH	4	4	100	13	13	100	
5	HARSH GUPT	4	4	100	4	4	100	
6	BHAWANA MI	4	4	100	10	10	100	
7	VIVEK BHATI	4	4	100	7	7	100	
8	MALTE URS F	3	3	100	5	5	100	

#### X. \*REMUNERATION OF DIRECTORS AND KEY MANAGERIAL PERSONNEL

☐ Nil

Number of Managing Director, Whole-time Directors and/or Manager whose remuneration details to be entered

1

S. No.	Name	Designation	Gross Salary	Commission	Stock Option/ Sweat equity	Others	Total Amount
1	TARAK ASHOK PA	MANAGING DIF	47,671,177	58,162,500	0	1,046,904	106,880,581
	Total		47,671,177	58,162,500	0	1,046,904	106,880,581

Number of CEO, CFO and Company secretary whose remuneration details to be entered

4

S. No.	Name	Designation	Gross Salary	Commission	Stock Option/ Sweat equity	Others	Total Amount
1	Ashok Pillai	Chief Operating	9,270,624	0	0	4,788,372	14,058,996

S. No.	Name	Designation	Gross Salary	Commission	Stock Option/ Sweat equity	Others	Total Amount
2	Manish Poddar	Chief Financial Officer	7,645,056	0	0	3,509,539	11,154,595
3	Mittal Mehta	Company Secretary	2,791,968	0	0	998,708	3,790,676
4	Assem Joshi	Chief Executive Officer	5,404,847	0	0	4,140,886	9,545,733
	Total		25,112,495	0	0	13,437,505	38,550,000

Number of other directors whose remuneration details to be entered

7

S. No.	Name	Designation	Gross Salary	Commission	Stock Option/ Sweat equity	Others	Total Amount
1	Dr. S. Sivaram	Non Executive Director	0	0	0	1,475,000	1,475,000
2	Ashok Patel	Non Executive Director	0	0	0	925,000	925,000
3	Nakul Toshniwal	Non Executive Director	0	0	0	1,375,000	1,375,000
4	Bhawana Mishra	Non Executive Director	0	0	0	1,075,000	1,075,000
5	Vivek Bhatia	Non Executive Director	0	0	0	1,000,000	1,000,000
6	Harsh Gupta	Non Executive Director	0	0	0	700,000	700,000
7	Malte Woweries	Non Executive Director	0	0	0	750,000	750,000
	Total		0	0	0	7,300,000	7,300,000

#### XI. MATTERS RELATED TO CERTIFICATION OF COMPLIANCES AND DISCLOSURES

- \* A. Whether the company has made compliances and disclosures in respect of applicable provisions of the Companies Act, 2013 during the year ☒ Yes ☐ No

B. If No, give reasons/observations

#### XII. PENALTY AND PUNISHMENT - DETAILS THEREOF

(A) DETAILS OF PENALTIES / PUNISHMENT IMPOSED ON COMPANY/DIRECTORS /OFFICERS ☒ Nil

Name of the company/ directors/ officers	Name of the court/ concerned Authority	Date of Order	Name of the Act and section under which penalised / punished	Details of penalty/ punishment	Details of appeal (if any) including present status

(B) DETAILS OF COMPOUNDING OF OFFENCES ☒ Nil

Name of the company/ directors/ officers	Name of the court/ concerned Authority	Date of Order	Name of the Act and section under which offence committed	Particulars of offence	Amount of compounding (in Rupees)

**XIII. Whether complete list of shareholders, debenture holders has been enclosed as an attachment**

☐ Yes ☒ No

(In case of 'No', submit the details separately through the method specified in instruction kit)

**XIV. COMPLIANCE OF SUB-SECTION (2) OF SECTION 92, IN CASE OF LISTED COMPANIES**

In case of a listed company or a company having paid up share capital of Ten Crore rupees or more or turnover of Fifty Crore rupees or more, details of company secretary in whole time practice certifying the annual return in Form MGT-8.

Name

JAYESH SHAH

Whether associate or fellow

☐ Associate ☒ Fellow

Certificate of practice number

2535

**I/We certify that:**

(a) The return states the facts, as they stood on the date of the closure of the financial year aforesaid correctly and adequately.

(b) Unless otherwise expressly stated to the contrary elsewhere in this Return, the Company has complied with all the provisions of the Act during the financial year.

**Declaration**

I am Authorised by the Board of Directors of the company vide resolution no. ..

9J

dated

20/01/2021

(DD/MM/YYYY) to sign this form and declare that all the requirements of the Companies Act, 2013 and the rules made thereunder in respect of the subject matter of this form and matters incidental thereto have been complied with. I further declare that:

1. Whatever is stated in this form and in the attachments thereto is true, correct and complete and no information material to the subject matter of this form has been suppressed or concealed and is as per the original records maintained by the company.
2. All the required attachments have been completely and legibly attached to this form.

**Note: Attention is also drawn to the provisions of Section 447, section 448 and 449 of the Companies Act, 2013 which provide for punishment for fraud, punishment for false statement and punishment for false evidence respectively.**

**To be digitally signed by**

Director

DIN of the director

00166183

**To be digitally signed by**



- ☒ Company Secretary  
☐ Company secretary in practice

Membership number

Certificate of practice number

#### Attachments

1. List of share holders, debenture holders
2. Approval letter for extension of AGM;
3. Copy of MGT-8;
4. Optional Attachement(s), if any

Attach

Attach

Attach

Attach

#### List of attachments

Remove attachment

Modify

Check Form

Prescrutiny

Submit

**This eForm has been taken on file maintained by the Registrar of Companies through electronic mode and on the basis of statement of correctness given by the company**

## IX. MEETINGS OF MEMBERS/ CLASS OF MEMBERS/BOARD/COMMITTEES OF THE BOARD OF DIRECTORS

### C. COMMITTEE MEETINGS

Sr. No.	Type of Meeting	Date of Meeting	Total No. of Members as on the date of the meeting	Attendance	
				No. of members attended	% of attendance
1.	Stakeholders Relationship Committee	28/10/2021	3	3	100
2.	Corporate Social Responsibility Committee	26/05/2021	4	4	100
3.	Corporate Social Responsibility Committee	12/08/2021	4	4	100
4.	Corporate Social Responsibility Committee	01/02/2022	4	4	100
5.	Risk Management Committee	20/09/2021	5	5	100
6.	Risk Management Committee	03/03/2022	5	5	100
7.	Committee of Independent Directors	26/05/2021	4	4	100

### VI c. Details of Foreign institutional investors' (FIIs) holding shares of the company

Name	Address	No. of shares held	% of shares held
VITRUVIUS ASIAN EQUITY	STANDARD CHARTERED BANK Securities Services, 3rd Floor 23-25, MAHATMA GANDHI ROAD FORT, MUMBAI	22342	0.1528
CARE SUPER PTY LTD AS TRUSTEE FOR CARE SUPER	JPMORGAN CHASE BANK N.A., INDIA SUB CUSTODY, 6th FLOOR, PARADIGM B, MINDSPACE, MALAD W, MUMBAI	8612	0.0589
CHAMPLAIN EMERGING MARKETS SMALL CAP FUND, LLC	HSBC SECURITIES SERVICES 11TH FLR, BLDG NO.3, NESCO - IT PARK NESCO COMPLEX, W E HIGHWAY GOREGAON EAST, MUMBAI	1345	0.0092
COPTHALL MAURITIUS INVESTMENT LIMITED - NON ODI ACCOUNT	JPMORGAN CHASE BANK N.A. INDIA SUB CUSTODY 6th FLOOR, PARADIGM B MINDSPACE, MALAD W, MUMBAI	292	0.0020

#### GMM Pfaudler Ltd.

Corporate Office: 902 VIOS Tower, New Cuffe Parade, Sewri-Chembur Rd, Mumbai 400037  
Registered Office & Works: Vithal Udyognagar, Anand - Sojitra Road, Karamsad - 388325  
O: +91 22 6650 3900 | F: +91 2692 661888 | CIN: L29199GJ1962PLC001171  
W: www.gmmpfaudler.com | E: sales@gmmpfaudler.com

EP EMERGING MARKETS SMALL COMPANIES FUND	CITIBANK N.A. CUSTODY SERVICES FIFC- 9TH FLOOR, G BLOCK PLOT C-54 AND C-55, BKC BANDRA - EAST, MUMBAI	38435	0.2629
INDUS INDIA FUND (MAURITIUS) LIMITED	CITIBANK N.A. CUSTODY SERVICES FIFC- 9TH FLOOR, G BLOCK PLOT C-54 AND C-55, BKC BANDRA - EAST, MUMBAI	317731	2.1736
ISHARES CORE EMERGING MARKETS MAURITIUS CO	CITIBANK N.A. CUSTODY SERVICES FIFC- 9TH FLOOR, G BLOCK PLOT C-54 AND C-55, BKC BANDRA - EAST, MUMBAI	76620	0.5242
JANA EMERGING MARKETS SHARE TRUST	CITIBANK N.A. CUSTODY SERVICES FIFC- 9TH FLOOR, G BLOCK PLOT C-54 AND C-55, BKC BANDRA - EAST, MUMBAI	11090	0.0759
NEUBERGER BERMAN EMERGING MARKETS EQUITY MASTER FUND L.P.	CITIBANK N.A. CUSTODY SERVICES FIFC- 9TH FLOOR, G BLOCK PLOT C-54 AND C-55, BKC BANDRA - EAST, MUMBAI	53974	0.3692
PUB EQUITIES EMERGING MARKETS 2	JPMORGAN CHASE BANK N.A. INDIA SUB CUSTODY 6th FLOOR, PARADIGM B MINDSPACE, MALAD W, MUMBAI	6699	0.0458
SEI INSTITUTIONAL INTERNATIONAL TRUST - EMERGING MARKETS EQUITY FUND MANAGED BY NEUBERGER BERMAN INVESTMENT ADVISERS LLC	HSBC SECURITIES SERVICES 11TH FLR, BLDG NO.3, NESCO - IT PARK NESCO COMPLEX, W E HIGHWAY GOREGAON EAST, MUMBAI	24158	0.1653
SPDR S&P EMERGING MARKETS SMALL CAP ETF	HSBC SECURITIES SERVICES 11TH FLOOR BLDG 3 NESCO IT PARK NESCO COMPLEX W E HIGHWAY GOREGAON EAST MUMBAI	5427	0.0371
SSGA SPDR ETFs EUROPE I PUBLIC LIMITED COMPANY - SPDR MSCI EMERGING MARKETS SMALL CAP UCITS ETF	DEUTSCHE BANK AG, DB HOUSE HAZARIMAL SOMANI MARG, P.O.BOX NO. 1142, FORT MUMBAI	792	0.0054
COLLEGE RETIREMENT EQUITIES FUND - STOCK ACCOUNT	DEUTSCHE BANK AG DB HOUSE, HAZARIMAL SOMANI MARG POST BOX NO. 1142, FORT MUMBAI	6722	0.0460
DOVETAIL INDIA FUND CLASS 8 SHARES	DBS BANK INDIA LTD FIRST FLOOR EXPRESS TOWERS NARIMAN POINT	1365	0.0093
EMERGING MARKETS CORE EQUITY PORTFOLIO (THE PORTFOLIO) OF DFA INVESTMENT DIMENSIONS GROUP INC. (DFAIDG)	CITIBANK N.A. CUSTODY SERVICES FIFC- 9TH FLOOR, G BLOCK PLOT C-54 AND C-55, BKC BANDRA - EAST, MUMBAI	3912	0.0268
EMERGING MARKETS SMALL CAPITALIZATION EQUITY INDEX NON-LENDABLE FUND	JPMORGAN CHASE BANK N.A. INDIA SUB CUSTODY 6th FLOOR, PARADIGM B MINDSPACE, MALAD W, MUMBAI	20363	0.1393

#### GMM Pfaudler Ltd.

Corporate Office: 902 VIOS Tower, New Cuffe Parade, Sewri-Chembur Rd, Mumbai 400037  
Registered Office & Works: Vithal Udyognagar, Anand - Sojitra Road, Karamsad - 388325  
O: +91 22 6650 3900 | F: +91 2692 661888 | CIN: L29199GJ1962PLC001171  
W: www.gmmpfaudler.com | E: sales@gmmpfaudler.com

JK ASIAN INVEST, L.P.	STANDARD CHARTERED BANK SECURITIES SERVICES, 3RD FLOOR 23-25 MAHATMA GANDHI ROAD FORT, MUMBAI	23336	0.1596
JKC FUND - LA FRANCAISE JKC ASIA EQUITY	BNP PARIBAS HOUSE 1 NORTH AVENUE, MAKER MAXITY BANDRA KURLA COMPLEX, BANDRA EAST MUMBAI	28954	0.1981
NEUBERGER BERMAN EMERGING MARKETS EQUITY TRUST	HSBC SECURITIES SERVICES 11TH FLOOR BLDG 3 NESCO IT PARK NESCO COMPLEX W E HIGHWAY GOREGAON EAST MUMBAI	8252	0.0565
STATE STREET GLOBAL SMALL CAP EQUITY EX-U.S. INDEX NON-LENDING SERIES FUND	HSBC SECURITIES SERVICES 11TH FLOOR BLDG 3 NESCO IT PARK NESCO COMPLEX W E HIGHWAY GOREGAON EAST MUMBAI	10129	0.0693
STATE STREET MSCI EMERGING MARKETS SMALL CAP INDEX SECURITIES LENDING FUND	HSBC SECURITIES SERVICES 11TH FLOOR BLDG 3 NESCO IT PARK NESCO COMPLEX W E HIGHWAY GOREGAON EAST MUMBAI	2770	0.0189
UBS PRINCIPAL CAPITAL ASIA LTD	STANDARD CHARTERED BANK Securities Services, 3rd Floor 23-25 MAHATMA GANDHI ROAD FORT, MUMBAI	30	0.0002
WASATCH EMERGING INDIA FUND	DEUTSCHE BANK AG, DB HOUSE HAZARIMAL SOMANI MARG, P.O.BOX NO. 1142, FORT MUMBAI	58136	0.3977
ALBERTA INVESTMENT MANAGEMENT CORPORATION AS A TRUSTEE OF THE GOVERNMENT OF THE PROVINCE OF ALBERTA MANAGED BY NEUBERGER BERMAN	HSBC SECURITIES SERVICES 11TH FLOOR BLDG 3 NESCO IT PARK NESCO COMPLEX W E HIGHWAY GOREGAON EAST MUMBAI	22875	0.1565
BOFA SECURITIES EUROPE SA	CITIBANK N.A. CUSTODY SERVICES FIFC- 9TH FLOOR, G BLOCK PLOT C-54 AND C-55, BKC BANDRA - EAST, MUMBAI	42	0.0003
DOVETAIL INDIA FUND CLASS 5 SHARES	DBS BANK INDIA LTD FIRST FLOOR EXPRESS TOWERS NARIMAN POINT	10000	0.0684
DURO ONE INVESTMENTS LIMITED	C/O KOTAK MAHINDRA BANK LIMITED KOTAK INFINITI, BLDG.NO.21, 6TH FLR ZONE IV,CUSTODY SERVS,INFINITY PARK GEN. AK VAIDYA MARG, MALAD E, MUMBAI	118150	0.8083
ELARA GLOBAL FUNDS-ELARA EMERGING MARKETS FUND	ICICI BANK LTD SMS DEPT 1ST FLOOR EMPIRE COMPLEX 414 S B MARG LOWER PAREL MUMBAI MAHARASHTRA	1411	0.0097
ISHARES MSCI EMERGING MARKETS SMALL-CAP ETF	CITIBANK N.A. CUSTODY SERVICES FIFC- 9TH FLOOR, G BLOCK PLOT C-54 AND C-55, BKC BANDRA - EAST, MUMBAI	2814	0.0193
NEUBERGER BERMAN EMERGING MARKETS EQUITY FUND	HSBC SECURITIES SERVICES 11TH FLOOR BLDG 3 NESCO IT PARK NESCO COMPLEX W E HIGHWAY GOREGAON EAST MUMBAI	70001	0.4789

**GMM Pfaudler Ltd.**

Corporate Office: 902 VIOS Tower, New Cuffe Parade, Sewri-Chembur Rd, Mumbai 400037

Registered Office & Works: Vithal Udyognagar, Anand - Sojitra Road, Karamsad - 388325

O: +91 22 6650 3900 | F: +91 2692 661888 | CIN: L29199GJ1962PLC001171

W: www.gmmpfaudler.com | E: sales@gmmpfaudler.com

OPTIMIX WHOLESALE GLOBAL EMERGING MARKETS SHARE TRUST	JPMORGAN CHASE BANK N.A. INDIA SUB CUSTODY 6th FLOOR, PARADIGM B MINDSPACE, MALAD W, MUMBAI	11445	0.0783
QUADRATURE CAPITAL VECTOR SP LIMITED	JPMORGAN CHASE BANK N.A., INDIA SUB CUSTODY, 6th FLOOR, PARADIGM B, MINDSPACE, MALAD W, MUMBAI	33	0.0002
TAIYO GREATER INDIA FUND LTD	DEUTSCHE BANK AG, DB HOUSE HAZARIMAL SOMANI MARG, P.O.BOX NO. 1142, FORT MUMBAI	76200	0.5213
THE CHANCELLOR, MASTERS AND SCHOLARS OF THE UNIVERSITY OF CAMBRIDGE	JPMORGAN CHASE BANK N.A. INDIA SUB CUSTODY 6th FLOOR, PARADIGM B MINDSPACE, MALAD W, MUMBAI	52290	0.3577
UTAH STATE RETIREMENT SYSTEMS	CITIBANK N.A. CUSTODY SERVICES FIFC- 9TH FLOOR, G BLOCK PLOT C-54 AND C-55, BKC BANDRA - EAST, MUMBAI	179	0.0012
DELA DEPOSITARY & ASSET MANAGEMENT B.V. AS RESPONSIBLE ENTITY TO DELA EQUITY FUND 5	CITIBANK N.A. CUSTODY SERVICES FIFC- 9TH FLOOR, G BLOCK PLOT C-54 AND C-55, BKC BANDRA - EAST, MUMBAI	435	0.0030
EMERGING MARKETS SMALL CAP FUND, A SERIES OF 525 MARKET STREET FUND, LLC	CITIBANK N.A. CUSTODY SERVICES FIFC- 9TH FLOOR, G BLOCK PLOT C-54 AND C-55, BKC BANDRA - EAST, MUMBAI	219	0.0015
HOSTPLUS POOLED SUPERANNUATION TRUST NEUBERGER AUSTRALIA PTY LIMITED	CITIBANK N.A. CUSTODY SERVICES FIFC- 9TH FLOOR, G BLOCK PLOT C-54 AND C-55, BKC BANDRA - EAST, MUMBAI	32817	0.2245
MALABAR SELECT FUND	HSBC SECURITIES SERVICES 11TH FLR, BLDG NO.3, NESCO - IT PARK NESCO COMPLEX, W E HIGHWAY GOREGAON EAST, MUMBAI	156267	1.0690
MANULIFE GLOBAL FUND - ASIAN SMALL CAP EQUITY FUND	CITIBANK N.A. CUSTODY SERVICES FIFC- 9TH FLOOR, G BLOCK PLOT C-54 AND C-55, BKC BANDRA - EAST, MUMBAI	23992	0.1641
MANULIFE GLOBAL FUND - INDIA EQUITY FUND	CITIBANK N.A. CUSTODY SERVICES FIFC- 9TH FLOOR, G BLOCK PLOT C-54 AND C-55, BKC BANDRA - EAST, MUMBAI	65278	0.4466
NORDEA 1 SICAV - INDIAN EQUITY FUND	JPMORGAN CHASE BANK N.A. INDIA SUB CUSTODY 6th FLOOR, PARADIGM B MINDSPACE, MALAD W, MUMBAI	63534	0.4346
PUB EQUITIES EMERGING MARKETS 1	JPMORGAN CHASE BANK N.A. INDIA SUB CUSTODY 6th FLOOR, PARADIGM B MINDSPACE, MALAD W, MUMBAI	1606	0.0110
PUBLIC EMPLOYEES RETIREMENT ASSOCIATION OF NEW MEXICO	HSBC SECURITIES SERVICES 11TH FLR, BLDG NO.3, NESCO - IT PARK NESCO COMPLEX, W E HIGHWAY GOREGAON EAST, MUMBAI	181	0.0012

#### GMM Pfaudler Ltd.

Corporate Office: 902 VIOS Tower, New Cuffe Parade, Sewri-Chembur Rd, Mumbai 400037  
Registered Office & Works: Vithal Udyognagar, Anand - Sojitra Road, Karamsad - 388325  
O: +91 22 6650 3900 | F: +91 2692 661888 | CIN: L29199GJ1962PLC001171  
W: www.gmmpfaudler.com | E: sales@gmmpfaudler.com

STATE STREET MSCI EMERGING MARKETS SMALL CAP INDEX NON-LENDING COMMON TRUST FUND	HSBC SECURITIES SERVICES 11TH FLOOR BLDG 3 NESCO IT PARK NESCO COMPLEX W E HIGHWAY GOREGAON EAST MUMBAI	3418	0.0234
THE UNITE PENSION SCHEME	CITIBANK N.A. CUSTODY SERVICES FIFC- 9TH FLOOR, G BLOCK PLOT C-54 AND C-55, BKC BANDRA - EAST, MUMBAI	5745	0.0393
UNIVERSITY OF WISCONSIN FOUNDATION - WASATCH ADVISORS, INC.	HSBC SECURITIES SERVICES 11TH FLOOR, BLDG 3, NESCO - IT PARK NESCO COMPLEX, W.E. HIGHWAY GOREGAON (EAST), MUMBAI	4630	0.0317
ISHARES CORE MSCI EM IMI UCITS ETF	CITIBANK N.A. CUSTODY SERVICES FIFC- 9TH FLOOR, G BLOCK PLOT C-54 AND C-55, BKC BANDRA - EAST, MUMBAI	15537	0.1063
MANULIFE ASIA PACIFIC MID & SMALL CAP FUND	HSBC SECURITIES SERVICES 11TH FLR, BLDG NO.3, NESCO - IT PARK NESCO COMPLEX, W E HIGHWAY GOREGAON EAST, MUMBAI	2800	0.0192
NORTHERN TRUST COLLECTIVE EMERGING MARKETS EX CHINA INVESTABLE MARKET INDEX FUND - NON-LENDING	CITIBANK N.A. CUSTODY SERVICES FIFC- 9TH FLOOR, G BLOCK PLOT C-54 AND C-55, BKC BANDRA - EAST, MUMBAI	681	0.0047
NORTHERN TRUST COMMON ALL COUNTRY WORLD EX-US INVESTABLE MARKET INDEX FUND-NON LENDING	CITIBANK N.A. CUSTODY SERVICES FIFC- 9TH FLOOR, G BLOCK PLOT C-54 AND C-55, BKC BANDRA - EAST, MUMBAI	124	0.0008
PUBLIC EMPLOYEES RETIREMENT SYSTEM OF OHIO	HSBC SECURITIES SERVICES 11TH FLOOR, BLDG 3, NESCO - IT PARK NESCO COMPLEX, W.E. HIGHWAY GOREGAON (EAST), MUMBAI	1571	0.0107
OPTIMIX WHOLESALE GLOBAL EMERGING MARKETS SHARE TRUST	JPMORGAN CHASE BANK N.A. INDIA SUB CUSTODY 6th FLOOR, PARADIGM B MINDSPACE, MALAD W, MUMBAI	11445	0.0783
QUADRATURE CAPITAL VECTOR SP LIMITED	JPMORGAN CHASE BANK N.A., INDIA SUB CUSTODY, 6th FLOOR, PARADIGM B, MINDSPACE, MALAD W, MUMBAI	33	0.0002
TAIYO GREATER INDIA FUND LTD	DEUTSCHE BANK AG, DB HOUSE HAZARIMAL SOMANI MARG, P.O.BOX NO. 1142, FORT MUMBAI	76200	0.5213
THE CHANCELLOR, MASTERS AND SCHOLARS OF THE UNIVERSITY OF CAMBRIDGE	JPMORGAN CHASE BANK N.A. INDIA SUB CUSTODY 6th FLOOR, PARADIGM B MINDSPACE, MALAD W, MUMBAI	52290	0.3577
UTAH STATE RETIREMENT SYSTEMS	CITIBANK N.A. CUSTODY SERVICES FIFC- 9TH FLOOR, G BLOCK PLOT C-54 AND C-55, BKC BANDRA - EAST, MUMBAI	179	0.0012
DELA DEPOSITARY & ASSET MANAGEMENT B.V. AS RESPONSIBLE	CITIBANK N.A. CUSTODY SERVICES FIFC- 9TH FLOOR, G BLOCK PLOT C-54 AND C-55, BKC BANDRA - EAST, MUMBAI	435	0.0030

#### GMM Pfaudler Ltd.

Corporate Office: 902 VIOS Tower, New Cuffe Parade, Sewri-Chembur Rd, Mumbai 400037  
Registered Office & Works: Vithal Udyognagar, Anand - Sojitra Road, Karamsad - 388325  
O: +91 22 6650 3900 | F: +91 2692 661888 | CIN: L29199GJ1962PLC001171  
W: www.gmmpfaudler.com | E: sales@gmmpfaudler.com

ENTITY TO DELA EQUITY FUND 5			
EMERGING MARKETS SMALL CAP FUND, A SERIES OF 525 MARKET STREET FUND, LLC	CITIBANK N.A. CUSTODY SERVICES FIFC- 9TH FLOOR, G BLOCK PLOT C-54 AND C-55, BKC BANDRA - EAST, MUMBAI	219	0.0015
HOSTPLUS POOLED SUPERANNUATION TRUST NEUBERGER AUSTRALIA PTY LIMITED	CITIBANK N.A. CUSTODY SERVICES FIFC- 9TH FLOOR, G BLOCK PLOT C-54 AND C-55, BKC BANDRA - EAST, MUMBAI	32817	0.2245
MALABAR SELECT FUND	HSBC SECURITIES SERVICES 11TH FLR, BLDG NO.3, NESCO - IT PARK NESCO COMPLEX, W E HIGHWAY GOREGAON EAST, MUMBAI	156267	1.0690
MANULIFE GLOBAL FUND - ASIAN SMALL CAP EQUITY FUND	CITIBANK N.A. CUSTODY SERVICES FIFC- 9TH FLOOR, G BLOCK PLOT C-54 AND C-55, BKC BANDRA - EAST, MUMBAI	23992	0.1641
MANULIFE GLOBAL FUND - INDIA EQUITY FUND	CITIBANK N.A. CUSTODY SERVICES FIFC- 9TH FLOOR, G BLOCK PLOT C-54 AND C-55, BKC BANDRA - EAST, MUMBAI	65278	0.4466
NORDEA 1 SICAV - INDIAN EQUITY FUND	JPMORGAN CHASE BANK N.A. INDIA SUB CUSTODY 6th FLOOR, PARADIGM B MINDSPACE, MALAD W, MUMBAI	63534	0.4346
PUB EQUITIES EMERGING MARKETS 1	JPMORGAN CHASE BANK N.A. INDIA SUB CUSTODY 6th FLOOR, PARADIGM B MINDSPACE, MALAD W, MUMBAI	1606	0.0110
PUBLIC EMPLOYEES RETIREMENT ASSOCIATION OF NEW MEXICO	HSBC SECURITIES SERVICES 11TH FLR, BLDG NO.3, NESCO - IT PARK NESCO COMPLEX, W E HIGHWAY GOREGAON EAST, MUMBAI	181	0.0012
STATE STREET MSCI EMERGING MARKETS SMALL CAP INDEX NON-LENDING COMMON TRUST FUND	HSBC SECURITIES SERVICES 11TH FLOOR BLDG 3 NESCO IT PARK NESCO COMPLEX W E HIGHWAY GOREGAON EAST MUMBAI	3418	0.0234
THE UNITE PENSION SCHEME	CITIBANK N.A. CUSTODY SERVICES FIFC- 9TH FLOOR, G BLOCK PLOT C-54 AND C-55, BKC BANDRA - EAST, MUMBAI	5745	0.0393
UNIVERSITY OF WISCONSIN FOUNDATION - WASATCH ADVISORS, INC.	HSBC SECURITIES SERVICES 11TH FLOOR, BLDG 3, NESCO - IT PARK NESCO COMPLEX, W.E. HIGHWAY GOREGAON (EAST), MUMBAI	4630	0.0317
ISHARES CORE MSCI EM IMI UCITS ETF	CITIBANK N.A. CUSTODY SERVICES FIFC- 9TH FLOOR, G BLOCK PLOT C-54 AND C-55, BKC BANDRA - EAST, MUMBAI	15537	0.1063
MANULIFE ASIA PACIFIC MID & SMALL CAP FUND	HSBC SECURITIES SERVICES 11TH FLR, BLDG NO.3, NESCO - IT PARK NESCO COMPLEX, W E HIGHWAY GOREGAON EAST, MUMBAI	2800	0.0192

#### GMM Pfaudler Ltd.

Corporate Office: 902 VIOS Tower, New Cuffe Parade, Sewri-Chembur Rd, Mumbai 400037  
Registered Office & Works: Vithal Udyog Nagar, Anand - Sojitra Road, Karamsad - 388325  
O: +91 22 6650 3900 | F: +91 2692 661888 | CIN: L29199GJ1962PLC001171  
W: www.gmmpfaudler.com | E: sales@gmmpfaudler.com



NORTHERN TRUST COLLECTIVE EMERGING MARKETS EX CHINA INVESTABLE MARKET INDEX FUND - NON-LENDING	CITIBANK N.A. CUSTODY SERVICES FIFC- 9TH FLOOR, G BLOCK PLOT C-54 AND C-55, BKC BANDRA - EAST, MUMBAI	681	0.0047
NORTHERN TRUST COMMON ALL COUNTRY WORLD EX-US INVESTABLE MARKET INDEX FUND-NON LENDING	CITIBANK N.A. CUSTODY SERVICES FIFC- 9TH FLOOR, G BLOCK PLOT C-54 AND C-55, BKC BANDRA - EAST, MUMBAI	124	0.0008
PUBLIC EMPLOYEES RETIREMENT SYSTEM OF OHIO	HSBC SECURITIES SERVICES 11TH FLOOR, BLDG 3, NESCO - IT PARK NESCO COMPLEX, W.E. HIGHWAY GOREGAON (EAST), MUMBAI	1571	0.0107

#### GMM Pfaudler Ltd.

Corporate Office: 902 VIOS Tower, New Cuffe Parade, Sewri-Chembur Rd, Mumbai 400037  
Registered Office & Works: Vithal Udyognagar, Anand - Sojitra Road, Karamsad - 388325  
O: +91 22 6650 3900 | F: +91 2692 661888 | CIN: L29199GJ1962PLC001171  
W: [www.gmmpfaudler.com](http://www.gmmpfaudler.com) | E: [sales@gmmpfaudler.com](mailto:sales@gmmpfaudler.com)